

# Year 4 Homework Week 3 – 20<sup>th</sup> September

## Maths

You will need to complete an activity on number lines and place value. This sheet has been printed out for you. Complete this activity and bring it to school on Thursday next week.

**You must also spend 15 minutes every day learning your times tables or go on TTR.**

## Reading

This week, you also have a comprehension task to complete. This task must be returned to school next Thursday, You MUST read for **20 minutes every day**. As soon as you have finished the book, you will need to complete a quiz. Use the link below; **please remember that this is the ONLY link that will work!**

You have also all been given your myON usernames and passwords now, so you have more options. **Your reading diary MUST be completed.**

<https://login.renaissance.com/12d2c9fc-911d-4727-8950-e31950a29230?state=13798112-e2fe-416d-b081-a77198d9a3a2>

## Reminders

On **Wednesday 25<sup>th</sup> September**, we are going on our trip to Haslemere Museum. On the day of the trip, the coaches will leave promptly at 8.45am so you need to be lined up in the playground by 8.30am. We will learn about mummification by disembowelling a mummy-doll, visit a real mummy (Par-Er-Abu) and mummify our own toy. For this, we ask you to bring a small toy **(no bigger than 20cm)**.

There is a gift shop at the Museum where you will be able to purchase a small memento of the day. We suggest no more than £5.00 spending money in a **named purse/wallet. You will be responsible for this.**

You must wear your school uniform and bring a packed lunch. Remember no nuts!



## Spelling

Your words have been set on Spelling Shed.

This week we will be looking at the prefix 'in'. Do you know what 'in' means?

Here are your spelling words.

**Incorrect, inactive, invisible, inadequate, inability, incurable, inelegant, indefinite, insecure, inflexible.**

Dear children,

What another fun week that we have had! We hope that you enjoyed Egyptian Day. We must say that you looked fabulous! We do hope that you are enjoying our topic on the Ancient Egyptians.

Remember to bring your homework sheet back to school on **THURSDAY**.

All your usernames and passwords have been given to you.

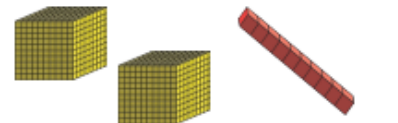

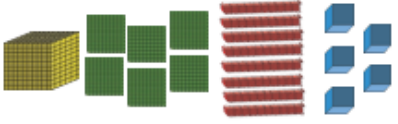




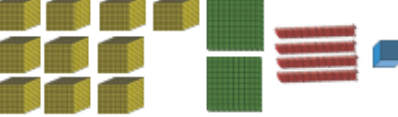
Remember to always be the best version of YOU that you can be and spread kindness around like confetti.

Love Ms Dimech and Mrs Lincow

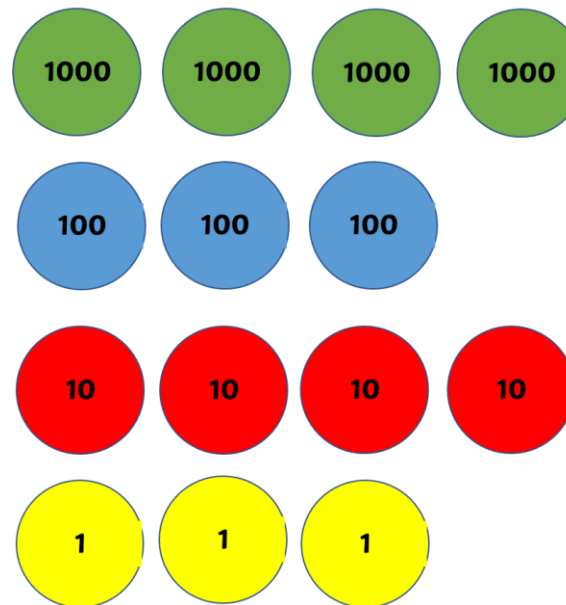
# Place Value up to 10 000

I can use partitioning to show my understanding of place value of numbers up to 10 000. (ACMNA053)

Count the groups of blocks and record the total amount.

	_____ Thousands _____ Hundreds _____ Tens _____ Ones _____ + _____ + _____ + _____ = _____
	_____ Thousands _____ Hundreds _____ Tens _____ Ones _____ + _____ + _____ + _____ = _____
	_____ Thousands _____ Hundreds _____ Tens _____ Ones _____ + _____ + _____ + _____ = _____
	_____ Thousands _____ Hundreds _____ Tens _____ Ones _____ + _____ + _____ + _____ = _____
	_____ Thousands _____ Hundreds _____ Tens _____ Ones _____ + _____ + _____ + _____ = _____
	_____ Thousands _____ Hundreds _____ Tens _____ Ones _____ + _____ + _____ + _____ = _____
	_____ Thousands _____ Hundreds _____ Tens _____ Ones _____ + _____ + _____ + _____ = _____
	_____ Thousands _____ Hundreds _____ Tens _____ Ones _____ + _____ + _____ + _____ = _____

Complete the sentences



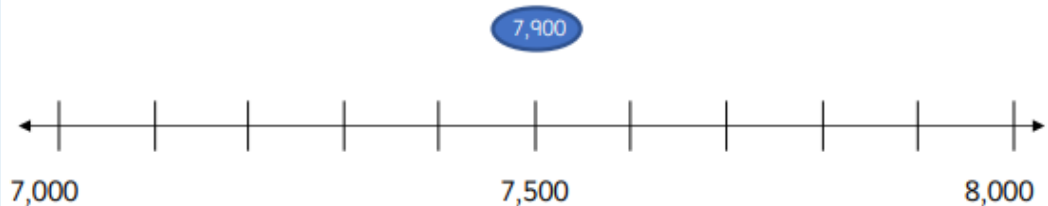
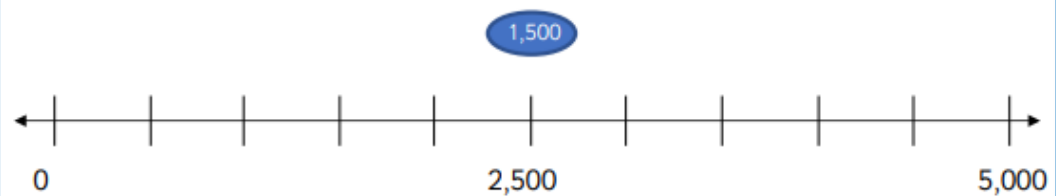
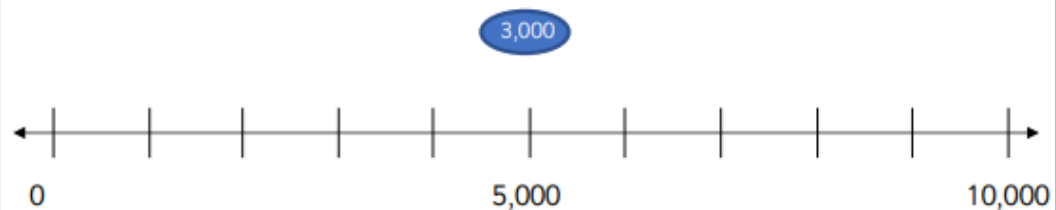
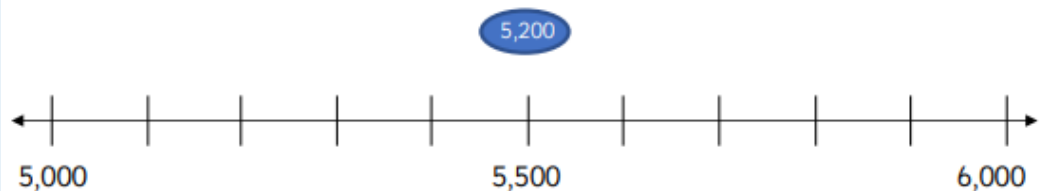
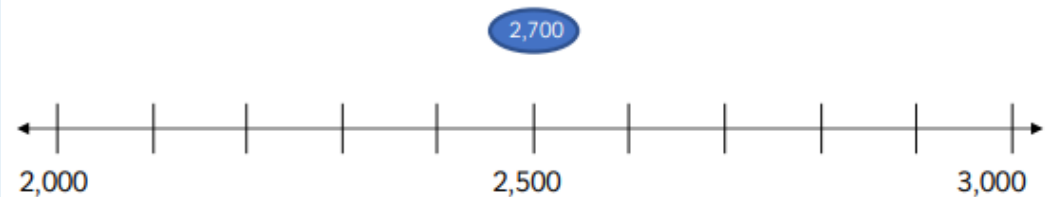
There are \_\_\_\_\_ thousands, \_\_\_\_\_ hundreds,  
 \_\_\_\_\_ tens and \_\_\_\_\_ ones.

What is the number? Can you write it in numerals and words?

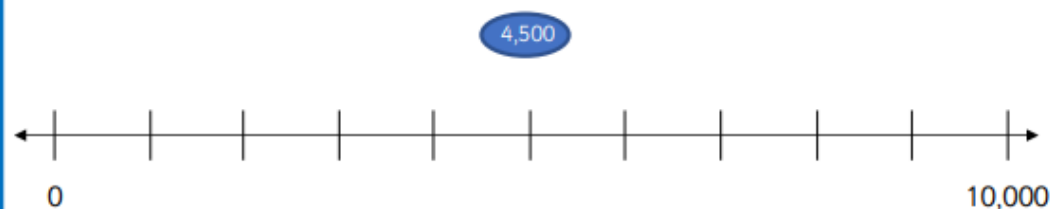
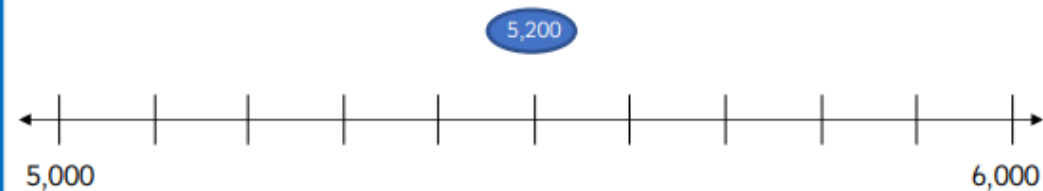
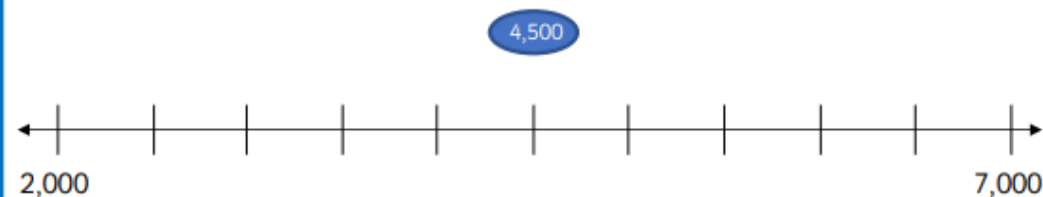
\_\_\_\_\_ + \_\_\_\_\_ + \_\_\_\_\_ + \_\_\_\_\_ =

Can you make the same number a different way?  
 How many different ways can you make this number?

Draw an arrow to show the number in the oval above the number line.



Draw an arrow to show the number in the oval above the number line.



Anytown Muesum,  
Anytown  
AT1 8LE  
14/11/11

Dear Children,  
Thank you for your letter enquiring how a 'Mummy' would have been created in Ancient Egypt. This is what used to happen.

First, trained men called embalmers washed the dead person's body with sweet smelling palm oil. Next the brain was pulled out of the head bit by bit using a long bronze hook. Finally, the organs were removed from the body. All of the removed items were then stored in pottery jars.


Next, the body was put in a bath of natron to dry it out. This took forty days. A lucky charm, the 'Eye of Horus', was placed on the body to ward off evil spirits. Sweet smelling oils were rubbed into the skin to soften and preserve the body. Finally, the body was wrapped in layers of linen bandages. Lucky charms were placed in between the layers of bandage.

When the bandaging of the body was complete, a mask of gold and jewels was made. It was placed over the head and shoulders of the body. The mask's face was made to look like the person who had died. The wrapped and decorated body was placed inside a human shaped wooden coffin. The priest said magic spells and finally the wooden coffin was sealed with wax.

I hope this information helps you with your project.

Yours faithfully,  
B.C. History (Museum Curator)

# LETTER FROM THE MUSEUM



# LETTER FROM THE MUSEUM

## Section A

Choose the best word or group of words to fit the passage and put a ring around your choice.

Dear Children, This is how a

1 **Mummy**     **Daddy**     **Uncle**     **Aunty**

would have been created. First, the body was washed with

2 **soap**     **washing-up liquid**     **palm oil**     **shampoo**

and then the organs were removed and stored in

3 **jam**     **pottery**     **stone**     **glass**

jars. Next, the body was dried in a

4 **trough**     **bath**     **shower**     **tub**

of natron before being wrapped in layers of linen

5 **cloth.**     **strips.**     **bandages.**     **sheet.**

Finally, a mask made of gold and

6 **jelly**     **jewellers**     **jolly**     **jewels**

was placed over the head and shoulders of the body.

## Section B

1 Who wrote this letter?

---



---

2 Why did this person write to the children?

---



---

3 What were embalmers trained to do?

---



---

4 What were lucky charms used for?

---



---

5 Why do you think only wealthy ancient Egyptians were made into mummies when they died?

---



---

6 Why do you think robbers liked to break into the tombs of dead Pharaohs?

---



---

7 Why do you think the wooden coffin was sealed with wax?

---



---

## Section C

Write your own letter to a museum curator asking how a pyramid was built in ancient Egypt.