

24th April 2026

YEAR 4

HOMEWORK AND HEADLINES

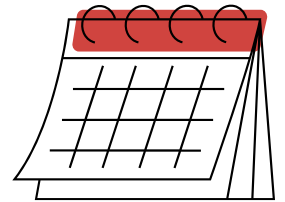


PE Days
Tuesday &
Thursday



IMPORTANT DATES

Additional dates can be found on
the school website.



Monday 27th April - Victorian Day

Tuesday 5th May - St Jane visit Chertsey Museum

Wednesday 6th May - St Carlo visit Chertsey Museum

Friday 8th May - PFA Quiz Night hosted by Ms Dimech and Mr Rose

Bring your family, friends and brain
power for another fun night of quizzing

Tickets on sale now
Bar & Raffle on the night

FRIDAY 8TH MAY
DOORS OPEN 6.30PM

START AT 7 PM
ST ANNE'S SCHOOL HALL

Run by the St Anne's Catholic Primary
School Parents & Friends Association



HOMEWORK



Homework Timetable		
Homework	Date set:	Date due:
Daily Reading with comments and a weekly parental signature	Daily	Diaries in school every day.
Reading Comprehension Targeted Question Book	Monday	Thursday
Maths Targeted Question Book	Tuesday	Friday
Grammar, Punctuation and Spelling Targeted Question Book	Thursday	Monday
Throughout the week, engage with our online learning resources: Times Tables Rock Stars, Spelling Shed, and Accelerated Reader.		Friday - engagement will be checked

CGP Books



Reading Comprehension - An Interview with Tim Peake - p18 & 19

Date set: Monday

Date due: Thursday

(You can support your child with reading the text; however, we encourage you to let them answer the questions independently)

Maths - Fractions of Amount - p36 & 37

Date set: Tuesday

Date due: Friday

Try to complete the questions independently.




Grammar, Punctuation and Spelling - Sentence Practice p40 & 41

Date set: Thursday

Date due: Monday

Try to complete the questions independently.



If your child has struggled with a particular question, please write a note on the page to inform the class teacher.



Notices

Dear parents,

It has been another busy week of learning. This week the children started their musical journey learning about Jazz. They learned about scatting and Ella Fitzgerald.

Times tables

The children have been given their new heat maps. Please ensure that they continue to practise their times tables. June is fast approaching and every child will be expected to complete the national times table test. Included in this newsletter are 36 essential facts which the children need to know.

Ufton Court

A reminder that you are now able to sign your child up for this fantastic year 5 residential trip.

Stationery

Children should only bring in **clear pencil cases** and must have all the required stationery to ensure that their learning is not interrupted. Children are still coming to school without the correct stationery. All these items can be ordered from Scopay. Thank you for your support on this matter.

Please ensure that your child starts the summer term with all the correct equipment.

- 2 x blue writing pens
- Red pen
- 2 x HB pencils
- Pencil sharpener
- Rubber
- 30cm clear ruler
- Glue stick
- Whiteboard pen
- Colouring pencils

Notices

Chertsey Museum

On Tuesday 5th and Wednesday 6th May, St Jane and St Carlo will be visiting Chertsey Museum. Please see the letter attached for more details. St Carlo – if any parents are able to volunteer to attend, please do let Ms Dimech know.

Victorian Day

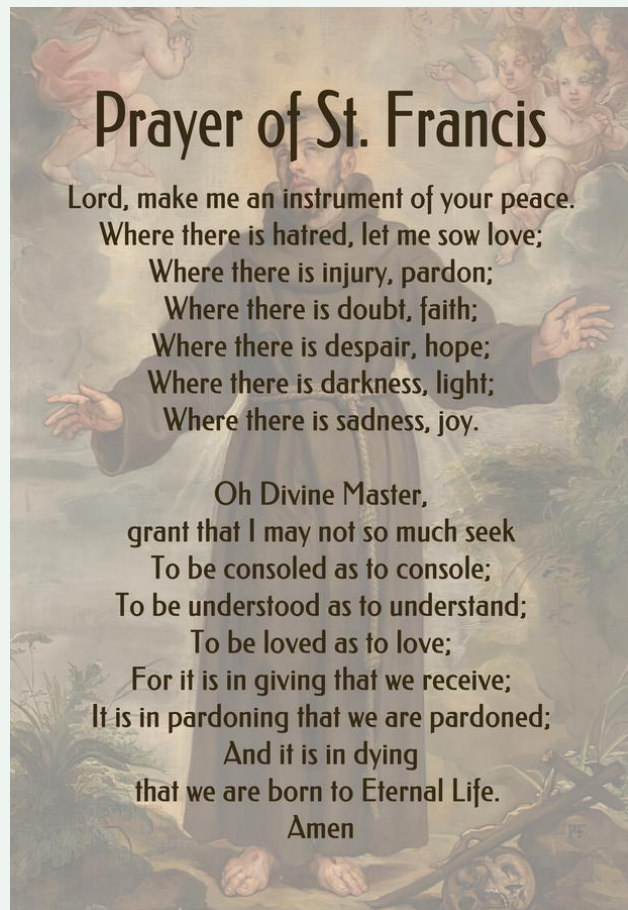
This will take place on Monday 27th April. See ideas and suggestions for costumes. Please don't spend money. Keep it simple.

On the day we will be learning about Victorian schools and what life was like for children, during these times.

Have a wonderful weekend!

Warmest wishes







Ms Dimech and Mr Rose



Prayer of St. Francis

Lord, make me an instrument of your peace.
Where there is hatred, let me sow love;
Where there is injury, pardon;
Where there is doubt, faith;
Where there is despair, hope;
Where there is darkness, light;
Where there is sadness, joy.

Oh Divine Master,
grant that I may not so much seek
To be consoled as to console;
To be understood as to understand;
To be loved as to love;
For it is in giving that we receive;
It is in pardoning that we are pardoned;
And it is in dying
that we are born to Eternal Life.
Amen



Y3
21 facts

Y4
15 facts

$2 \times 2 = 4$									
$3 \times 2 = 6$	$3 \times 3 = 9$								
$4 \times 2 = 8$	$4 \times 3 = 12$	$4 \times 4 = 16$							
$5 \times 2 = 10$	$5 \times 3 = 15$	$5 \times 4 = 20$	$5 \times 5 = 25$						
$6 \times 2 = 12$	$6 \times 3 = 18$	$6 \times 4 = 24$	$6 \times 5 = 30$	$6 \times 6 = 36$					
$7 \times 2 = 14$	$7 \times 3 = 21$	$7 \times 4 = 28$	$7 \times 5 = 35$	$7 \times 6 = 42$	$7 \times 7 = 49$				
$8 \times 2 = 16$	$8 \times 3 = 24$	$8 \times 4 = 32$	$8 \times 5 = 40$	$8 \times 6 = 48$	$8 \times 7 = 56$	$8 \times 8 = 64$			
$9 \times 2 = 18$	$9 \times 3 = 27$	$9 \times 4 = 36$	$9 \times 5 = 45$	$9 \times 6 = 54$	$9 \times 7 = 63$	$9 \times 8 = 72$	$9 \times 9 = 81$		

1× Table	2× Table	3× Table	4× Table	5× Table	6× Table
$0 \times 1 = 0$	$0 \times 2 = 0$	$0 \times 3 = 0$	$0 \times 4 = 0$	$0 \times 5 = 0$	$0 \times 6 = 0$
$1 \times 1 = 1$	$1 \times 2 = 2$	$1 \times 3 = 3$	$1 \times 4 = 4$	$1 \times 5 = 5$	$1 \times 6 = 6$
$2 \times 1 = 2$	$2 \times 2 = 4$	$2 \times 3 = 6$	$2 \times 4 = 8$	$2 \times 5 = 10$	$2 \times 6 = 12$
$3 \times 1 = 3$	$3 \times 2 = 6$	$3 \times 3 = 9$	$3 \times 4 = 12$	$3 \times 5 = 15$	$3 \times 6 = 18$
$4 \times 1 = 4$	$4 \times 2 = 8$	$4 \times 3 = 12$	$4 \times 4 = 16$	$4 \times 5 = 20$	$4 \times 6 = 24$
$5 \times 1 = 5$	$5 \times 2 = 10$	$5 \times 3 = 15$	$5 \times 4 = 20$	$5 \times 5 = 25$	$5 \times 6 = 30$
$6 \times 1 = 6$	$6 \times 2 = 12$	$6 \times 3 = 18$	$6 \times 4 = 24$	$6 \times 5 = 30$	$6 \times 6 = 36$
$7 \times 1 = 7$	$7 \times 2 = 14$	$7 \times 3 = 21$	$7 \times 4 = 28$	$7 \times 5 = 35$	$7 \times 6 = 42$
$8 \times 1 = 8$	$8 \times 2 = 16$	$8 \times 3 = 24$	$8 \times 4 = 32$	$8 \times 5 = 40$	$8 \times 6 = 48$
$9 \times 1 = 9$	$9 \times 2 = 18$	$9 \times 3 = 27$	$9 \times 4 = 36$	$9 \times 5 = 45$	$9 \times 6 = 54$
$10 \times 1 = 10$	$10 \times 2 = 20$	$10 \times 3 = 30$	$10 \times 4 = 40$	$10 \times 5 = 50$	$10 \times 6 = 60$
$11 \times 1 = 11$	$11 \times 2 = 22$	$11 \times 3 = 33$	$11 \times 4 = 44$	$11 \times 5 = 55$	$11 \times 6 = 66$
$12 \times 1 = 12$	$12 \times 2 = 24$	$12 \times 3 = 36$	$12 \times 4 = 48$	$12 \times 5 = 60$	$12 \times 6 = 72$
7× Table	8× Table	9× Table	10× Table	11× Table	12× Table
$0 \times 7 = 0$	$0 \times 8 = 0$	$0 \times 9 = 0$	$0 \times 10 = 0$	$0 \times 11 = 0$	$0 \times 12 = 0$
$1 \times 7 = 7$	$1 \times 8 = 8$	$1 \times 9 = 9$	$1 \times 10 = 10$	$1 \times 11 = 11$	$1 \times 12 = 12$
$2 \times 7 = 14$	$2 \times 8 = 16$	$2 \times 9 = 18$	$2 \times 10 = 20$	$2 \times 11 = 22$	$2 \times 12 = 24$
$3 \times 7 = 21$	$3 \times 8 = 24$	$3 \times 9 = 27$	$3 \times 10 = 30$	$3 \times 11 = 33$	$3 \times 12 = 36$
$4 \times 7 = 28$	$4 \times 8 = 32$	$4 \times 9 = 36$	$4 \times 10 = 40$	$4 \times 11 = 44$	$4 \times 12 = 48$
$5 \times 7 = 35$	$5 \times 8 = 40$	$5 \times 9 = 45$	$5 \times 10 = 50$	$5 \times 11 = 55$	$5 \times 12 = 60$
$6 \times 7 = 42$	$6 \times 8 = 48$	$6 \times 9 = 54$	$6 \times 10 = 60$	$6 \times 11 = 66$	$6 \times 12 = 72$
$7 \times 7 = 49$	$7 \times 8 = 56$	$7 \times 9 = 63$	$7 \times 10 = 70$	$7 \times 11 = 77$	$7 \times 12 = 84$
$8 \times 7 = 56$	$8 \times 8 = 64$	$8 \times 9 = 72$	$8 \times 10 = 80$	$8 \times 11 = 88$	$8 \times 12 = 96$
$9 \times 7 = 63$	$9 \times 8 = 72$	$9 \times 9 = 81$	$9 \times 10 = 90$	$9 \times 11 = 99$	$9 \times 12 = 108$
$10 \times 7 = 70$	$10 \times 8 = 80$	$10 \times 9 = 90$	$10 \times 10 = 100$	$10 \times 11 = 110$	$10 \times 12 = 120$
$11 \times 7 = 77$	$11 \times 8 = 88$	$11 \times 9 = 99$	$11 \times 10 = 110$	$11 \times 11 = 121$	$11 \times 12 = 132$
$12 \times 7 = 84$	$12 \times 8 = 96$	$12 \times 9 = 108$	$12 \times 10 = 120$	$12 \times 11 = 132$	$12 \times 12 = 144$

Some ideas for Victorian dress up day

For a "Working Class" Boy

Think "Oliver Twist" or a chimney sweep. The goal is to look a little bit messy!

- Top:** A plain white or grey shirt with the collar tucked in or a waistcoat (an old adult waistcoat works well).
- Bottoms:** School trousers tucked into long dark socks to look like "knickerbockers."
- Accessory:** A flat cap (or a "newsboy" cap).
- The "Victorian" Touch:** Smudge a little bit of dark eyeshadow or soot (safely!) on the cheeks to look like they've been working.

For a "Working Class" Girl

Think of a flower seller or a maid.

- Top & Bottom:** A long dark skirt and a plain white long-sleeved t-shirt or blouse.
- The "Victorian" Touch:** A white pinafore or apron. You can make a simple one by tying a white pillowcase around the waist or cutting a hole in the top of one.
- Hair:** Tied back in a neat bun or braids with a simple ribbon.
- Accessory:** A plain shawl (an old scarf) draped over the shoulders.



VICTORIAN DAY
Monday 27th April



Easy DIY "Cheat Sheet"

Item	DIY Hack
Waistcoat	Cut the sleeves off an old dark cardigan or jumper.
Flat Cap	Borrow an adult's cap—it looks more "Victorian" if it's a bit big!
Pinafore	Use a white apron from the kitchen or an old white sheet.
Cravat/Tie	Tie a scrap of dark fabric or a ribbon loosely around the neck of a shirt.



Year 4 - Homework timetable – Summer I

Once you have completed a task, you can tick it off. You must bring the book back to school on the correct day because we will be marking it in class.

	Monday Reading	Due Thursday	Tuesday Maths	Due Friday	Thursday Grammar	Due Monday
Week 2 20 th April	Coram Boy - p16 & 17		Adding and Subtracting Fractions - p34 & 35		Exclamation Marks - p39	
Week 3 27 th April	An Interview with Tim Peake - p18 & 19		Fractions of Amount - p36 & 37		Sentence Practice p40 & 41	
Week 4 4 th May	The Missing Diamonds - p20 & 21		Decimals - p38		Commas for Writing Lists - p42 & 43	
Week 5 11 th May	Poems about the Weather - p22 & 23		Writing Fractions as Decimals - p39		Commas to Separate Clauses - p44 & 45	
Week 6 18 th May	Lily Rice - p24 & 25		Dividing by 10 and 100 - p40 & 41		Commas After Fronted Adverbials - p46 & 47	