



Spelling Activities

Spelling is improved
when reading is
done.

Stephen D. Krashen

Of course words are
magic. That's why
they call it spelling.

Brian Holguin

This guide is designed to help you to understand a little more about the development of spelling skills. It aims to provide practical guidance on how you can support your child at home.



Spelling Activities:

ABC Order - Write all of your spelling words in alphabetical (ABC) order.



Word Parts - Write your words. Then use a coloured pencil to divide the words into syllables. e.g. *jumping*
caterpillar

Other Handed - Write each word 5 times, switching the hand you write it with each time. Say the word as you spell it.

Vowel Spotlight - Write your words using one colour for the vowels and another colour for the consonants.

(vowels: a, e, i, o, u)

Use Technology - Type out your spelling words on the computer. Try to use at least 4 different fonts.



Rainbow Words - Write your spelling words with coloured pencils. Make each letter a different colour.



"Ransom" Words - "Write" your words by cutting letters out of a newspaper or magazine and gluing the letters on a piece of paper to spell your words.



Pyramid Words

s
sp
spe
spel
spell
spelli
spelling
spelling
(or make them boat shaped, star, smiley face, etc.)

Spelling Activities:

Scrambled Words - Write your words. Then write them again with the letters mixed up. Can you unscramble them again the next day?

e.g. watch - cwhta

Silly Sentences - Write 3 or more sentences that use all your spelling words.



Picture & a Story - Draw a picture defining each word. Write a sentence about your picture using the word.

Prefixes and Suffixes - Underline the prefixes and suffixes in the words you are learning. Make sure you know what the mean.

e.g. important
happiness

Word Search - Create your own word search with your spellings. Show the answers to your puzzle in a different colour.

Y A W R O N I E T S N E
H W O R D N O D E C A M
D S F I N S E A R C H E
P O E D N A L E C I C T

Picture words - Draw a picture and hide your spelling words in the picture.

Flashcards - Make and Practice with flashcards. Put the word on one side and definition (meaning) on the other.



Words without Vowels - Write all of your words replacing vowels with a line. Go back and see if you can fill in the vowels.

e.g. q- -st- -n = question

Train Words - Write the entire list end-to-end as one long word. Write each new word in a different colour.

e.g. **train****backstop**

Spelling Activities:

Write a Story, Poem or Song with Words - Write a story using all your spelling words. Underline the words you used.

Bubble Letters -
Write your
Spelling words
out in bubble
writing.



Words Within Words -
Write each spelling word
and then write at least 2
words made from that word.
e.g. catch - cat, hat

Question/Answers - Write Questions with half of your Spelling words. Then use the other half to answer the questions. Underline the words you used.



Riddles - Write a riddle for each of your words. Don't forget to answer them.
e.g. I am grey. I have a trunk and big ears.
Answer: elephant.



Crossword Puzzle - Make a crossword puzzle with your spelling. Show the answers to your puzzle.



Rhyming Words - Write your spelling words out with a rhyming word next to them. Remember that words do not need to have the same spelling pattern to rhyme.
e.g. men and again

Backwards Words - Write your spelling words forwards and then backwards. Remember to write neatly.

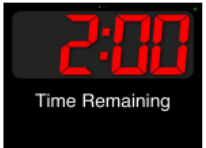
Spelling Activities:

Homophones - Can you find any homophones which go with your spelling words?

What do they mean?

e.g. wear and where, to, too
and two their, there and
they're

Writing Race - Set a timer for 2 minutes. See how many times you can write each word perfectly during that time.



Code Words - Come up with a code for each letter of the alphabet and then write each word in code.

e.g. a = □ b = ♦ c = ♠

Word Classes - Sort your spelling words into word classes - nouns, verbs, adjectives etc. Be careful - some words can be used in more than one category e.g. swimming.

Antonyms - Find an antonym (opposite) for each of your spelling words.



Synonyms - Find at least 2 synonyms for each of your spelling words.



Joker - Write jokes containing each of your spelling words.



Backwards Words - Write your spelling words forwards and then backwards. Remember to write neatly!

BACKWARDS

Spelling Activities:

X Words - Write 2 words with one letter in common so that they cross over each other.

e.g. b
r
cheese
a
d

Three Times - Write each spelling word three times. Firstly, write each word in pencil. Secondly, write each word in crayon. Thirdly, write each word in marker. You MUST write neatly!

Acrostic Poem - Write an acrostic poem for your spelling words. See if you can stick to a theme when writing.

e.g. sun
Sun shines brightly
Up in the sky
Nice and warm on my face

Adding my Words - Each letter has a value.

*Consonants are worth 10.

*Vowels are worth 5.

Write your spelling words. Then add up the value of each spelling word.

Example:

$$\text{said} - 10 + 5 + 5 + 10 = 30$$







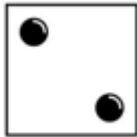







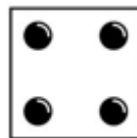



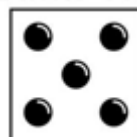





Scrabble - In a game of Scrabble, each letter is worth a certain number of points. Write your words and then add the total of the letters. Which of your spelling words has the highest total value?



UPPER and Lower - Write your words one time with all uppercase letters and one time with all lowercase letters.

Roll and spell homework:

Roll a die to determine how to practice each spelling word.

Monday – Which colour?		Tuesday – Which voice?		Wednesday – Which writing tool?		Thursday – How many times?	
	Write the word in red .		Spell the word aloud 3x in a whisper voice.		Write the word in wax crayon .		Write the word once .
	Write the word in orange .		Spell the word aloud 3x in a deep voice.		Write the word in red pen .		Write the word twice .
	Write the word in yellow .		Spell the word aloud 3x in a robot voice.		Write the word in felt tips .		Write the word three times .
	Write the word in green .		Spell the word aloud 3x in a baby voice.		Write the word in pencil .		Write the word four times .
	Write the word in blue .		Spell the word aloud 3x in a silly voice.		Write the word in blue pen .		Write the word five times .
	Write the word in purple .		Spell the word aloud 3x in a opera voice.		Write the word in coloured pencil .		Write the word six times .