



Reception	Year 1	Year 2	Year 3	Year 4	Year 5	Year 6
<p>Orally retell a story or rhyme to a partner or group in sequence</p> <p>Know that letters are the right way round and correctly formed</p> <p>Use phonic knowledge to check spelling of words.</p> <p>Capital letters and full stops.</p>	<p>Write sentences by re-reading what they have written to check that it makes sense.</p>	<p>Make simple additions, revisions and corrections to their own writing by:</p> <p>re-reading to check that their writing makes sense and that verbs to indicate time are used correctly and consistently, including verbs in the continuous form</p> <p>proof-reading to check for errors in spelling, grammar and punctuation (for example, ends of sentences punctuated correctly)</p>	<p>Evaluate and edit by:</p> <p>proposing changes to grammar and vocabulary to improve consistency</p> <p>Proof-read for spelling and punctuation errors</p>	<p>Evaluate and edit by:</p> <p>proposing changes to grammar and vocabulary to improve consistency</p> <p>Proof-read for spelling and punctuation errors</p>	<p>Evaluate and edit by:</p> <p>proposing changes to vocabulary, grammar and punctuation to enhance effects and clarify meaning</p> <p>ensuring the consistent and correct use of tense throughout a piece of writing</p> <p>ensuring correct subject and verb agreement when using singular and plural, distinguishing between the language of speech and writing and choosing the appropriate register</p> <p>Proof-read for spelling and punctuation errors</p>	



Reception	Year 1	Year 2	Year 3	Year 4	Year 5	Year 6
<p>Orally retell a story or rhyme to a partner or group in sequence</p> <p>Know that letters are the right way round and correctly formed</p> <p>Use phonic knowledge to check spelling of words.</p> <p>Use a capital letter and full stop.</p> <p>Circle capital letters and full stops in red pen.</p> 	<p>Write sentences by re-reading what they have written to check that it makes sense.</p> <p>Circle capital letters and full stops in red pen.</p> <p>Add in one or two adjectives using a red pen. Highlight adjectives.</p>	<p>Make simple additions, revisions and corrections to their own writing by:</p> <p>re-reading to check that their writing makes sense and that verbs to indicate time are used correctly and consistently, including verbs in the continuous form</p> <p>proof-reading to check for errors in spelling, grammar and punctuation (for example, ends of sentences punctuated correctly)</p> <p>Circle capital letters and full stops in red pen.</p> <p>Capital letter in green pencil and full stop in red pencil.</p> <p>Add in one or two adjectives/adverbs using a red pen. Highlight adjectives/adverbs/focus of the session</p> <p>Check spelling carefully.</p>	<p>Evaluate and edit by:</p> <p>proposing changes to grammar and vocabulary to improve consistency</p> <p>Proof-read for spelling and punctuation errors.</p> <p>Circle capital letters and full stops in red pen.</p> <p>Add in one or two adjectives/adverbs using a red pen. Highlight adjectives/adverbs.</p> <p>Check spelling carefully. Use a dictionary. Write D in the margin.</p> <p>Vary sentence starters. Underline.</p> <p>Begin to use editing slips.</p>	<p>Evaluate and edit by:</p> <p>proposing changes to grammar and vocabulary to improve consistency</p> <p>Proof-read for spelling and punctuation errors</p> <p>Circle capital letters and full stops in red pen.</p> <p>Add in one or two adjectives/adverbs using a red pen. Highlight adjectives/adverbs.</p> <p>Check spelling carefully. Use a dictionary. Write D in margin.</p> <p>Vary sentence starters. Underline.</p> <p>Use editing slips regularly.</p> <p>Begin to use a thesaurus. Write T in margin.</p>	<p>Evaluate and edit by:</p> <p>proposing changes to vocabulary, grammar and punctuation to enhance effects and clarify meaning ensuring the consistent and correct use of tense throughout a piece of writing</p> <p>ensuring correct subject and verb agreement when using singular and plural, distinguishing between the language of speech and writing and choosing the appropriate register</p> <p>Proof-read for spelling and punctuation errors.</p> <p>Circle capital letters and full stops in red pen.</p> <p>Add in one or two adjectives/adverbs using a red pen. Highlight adjectives/adverbs.</p> <p>Vary sentence starters. Underline.</p> <p>Check spelling carefully. Use a dictionary. Write D in margin.</p> <p>Use editing slips.</p> <p>Use a thesaurus to find more powerful alternatives. Write T in margin.</p>	

Reception



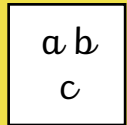
Have I used full stops?



Have I used capital letters?



Have I used finger spaces?




Is my writing neat?




Does my work make sense?

Come and show me!

Reception



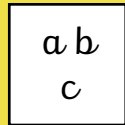
Have I used full stops?



Have I used capital letters?



Have I used finger spaces?




Is my writing neat?




Does my work make sense?

Come and show me!

Reception



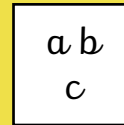
Have I used full stops?



Have I used capital letters?



Have I used finger spaces?




Is my writing neat?




Does my work make sense?

Come and show me!


Reception



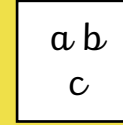
Have I used full stops?




Have I used capital letters?



Have I used finger spaces?



Is my writing neat?



Does my work make sense?

Come and show me!


Year 1



Have I used the correct punctuation?

A

Have I used capital letters?



Have I used finger spaces?

a b
c

Is my writing neat?



Does my work make sense?



Have I used WOW words?

Come and show me!

Year 1



Have I used the correct punctuation?

A

Have I used capital letters?



Have I used finger spaces?

a b
c

Is my writing neat?



Does my work make sense?



Have I used WOW words?

Come and show me!

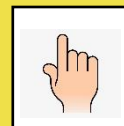
Year 1



Have I used the correct punctuation?

A

Have I used capital letters?



Have I used finger spaces?

a b
c

Is my writing neat?



Does my work make sense?



Have I used WOW words?

Come and show me!

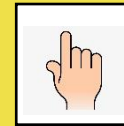
Year 1



Have I used the correct punctuation?

A

Have I used capital letters?



Have I used finger spaces?

a b
c

Is my writing neat?



Does my work make sense?



Have I used WOW words?

Come and show me!

Year 1

Step 1 – Read through your work.

- Does it make sense?
- Have you met the success criteria?

Step 2 – Check your punctuation.

- Do your sentences begin with capital letters?
- Do proper nouns (names of places and people) have capital letters?
- Have you ended your sentences with the correct punctuation?

Step 3 – Improve your vocabulary.

- Have you used some interesting adjectives?
- Have you used some words from the word wall?

Step 4 – Check your spelling.

- Have you used your phonics to help you?
- Have you used the Year 1 common exception words?
- Do your spellings 'look right'?

Step 5 – Final improvements.

- Read through your edited work to check that your improvements fit together.
- Does your writing flow and make sense?
- Are you proud of your writing?
- Have you self-assessed?

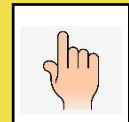
Year 2



Have I used the correct punctuation?

A

Have I used capital letters?



Have I used finger spaces?

a b
c

Is my writing neat?



Does my work make sense?



Have I used exciting vocabulary?

Year 2



Have I checked my spelling?



Have I used conjunctions?



Have I used upper and lower case letters correctly?



Are my letters below and above the line?




Have I formed my letters correctly?



Have I joined my handwriting?

Come and show me!

Year 2



Have I used the correct punctuation?

A

Have I used capital letters?



Have I used finger spaces?

a b
c

Is my writing neat?



Does my work make sense?



Have I used exciting vocabulary?

Year 2



Have I checked my spelling?



Have I used conjunctions?



Have I used upper and lower case letters correctly?



Are my letters below and above the line?



Have I formed my letters correctly?



Have I joined my handwriting?

Come and show me!

Year 2

Step 1 – Read through your work.

- Does it make sense?
- Have you met the success criteria?

Step 2 – Check your punctuation.

- Do your sentences begin with capital letters?
- Do proper nouns (names of places and people) have capital letters?
- Have you ended your sentences with the correct punctuation?
- Have you used apostrophes for contractions (don't) and possession (Ben's ruler)?
- Have you used commas correctly if you have written a list?

Step 3 – Improve your vocabulary.

- Have you stayed in the same tense?
- Have you used interesting adjectives?
- Have you used expanded noun phrases (2A's) to give more detail? (a gigantic, green troll)

Step 4 – Check your spelling.

- Have you used your phonics to help you?
- Have you used the Year 2 common exception words?
- Do your spellings 'look right'?
- Have you added suffixes correctly?
- Have you used spelling rules you know?

Step 5 – Final improvements.

- Read through your edited work to check that your improvements fit together.
- Does your writing flow and make sense?
- Have you used joined-up writing?
- Are you proud of your writing?
- Have you self-assessed?

Year 3



Have I used the correct punctuation?



Have I used joined handwriting?



Have I used upper and lower case letters correctly?



Are my letters below and above the line?



Does my work make sense?



Have I used WOW words?

Year 3



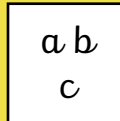
Have I checked my spelling using a dictionary?



Have I used conjunctions?



Have I used paragraphs?



Is my presentation perfect?




Have I started my sentences in different ways?



Have I edited my work properly?

Come and show me!

Year 3



Have I used the correct punctuation?



Have I used joined handwriting?



Have I used upper and lower case letters correctly?



Are my letters below and above the line?



Does my work make sense?



Have I used WOW words?

Year 3



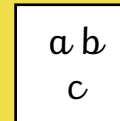
Have I checked my spelling using a dictionary?



Have I used conjunctions?



Have I used paragraphs?



Is my presentation perfect?



Have I started my sentences in different ways?



Have I edited my work properly?

Come and show me!

Year 3

Step 1 – Check it makes sense.

- Read your work quietly to yourself.
- Are there any missing words?
- Can you read the handwriting?
- Can you check if you have used the correct tense?

Step 2 – Punctuation check

- Have you used capital letters at the start of your sentences, and for proper names?
- Have you used full stops, commas and inverted commas correctly?
- Have you used paragraphs in your writing?

Step 3 – Grammar and spelling check

- Have you stayed in the same tense?
- Have you used your phonics to help you?
- Have you used the Year 3/4 common exception words?
- Do your spellings 'look right'?
- Have you added prefixes and suffixes correctly?
- Have you used spelling rules you know?

Step 4 – Final improvements.

- Read through your edited work to check that work meets the learning objective.
- Does your writing flow and make sense?
- Have you used an editing slip?
- Have you used joined-up writing?
- Are you proud of your writing?
- Have you self-assessed?

Year 4



Have I used the correct punctuation?



Have I used joined handwriting?



Have I used upper and lower case letters correctly?



Are my letters below and above the line?



Have I used conjunctions?



Have I used WOW words?

Year 4



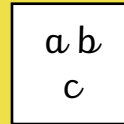
Have I checked my spelling using a dictionary?



Have I used paragraphs?



Have I started my sentences in different ways?



Is my presentation perfect?



Have I used a thesaurus to change a word?



Have I used an editing slip?

Come and show me!

Year 4



Have I used the correct punctuation?



Have I used joined handwriting?



Have I used upper and lower case letters correctly?



Are my letters below and above the line?



Have I used conjunctions?



Have I used WOW words?

Year 4



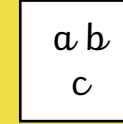
Have I checked my spelling using a dictionary?



Have I used paragraphs?



Have I started my sentences in different ways?



Is my presentation perfect?



Have I used a thesaurus to change a word?



Have I used an editing slip?

Come and show me!

Year 4

Step 1 – Check it makes sense.

- Read your work quietly to yourself.
- Are there any missing words?
- Can you read the handwriting?
- Can you check if you have used the correct tense?

Step 2 – Punctuation check

- Have you used capital letters at the start of your sentences, and for proper names?
- Have you used full stops, commas and inverted commas correctly?
- Have you used paragraphs in your writing?

Step 3 – Grammar and spelling check

- Have you stayed in the same tense?
- Have you used the Year 3/4 common exception words?
- Do your spellings 'look right'?
- Have you added prefixes and suffixes correctly?
- Have you used spelling rules you know?

Step 4 – Final improvements.

- Read through your edited work to check that work meets the learning objective.
- Does your writing flow and make sense?
- Have you used an editing slip?
- Have you used joined-up writing?
- Are you proud of your writing?
- Have you self-assessed?

Year 5



Have I used a variety of punctuation?



Have I used joined handwriting?



Have I checked my spelling using a dictionary?



Have I started my sentences in different ways?



Does my work make sense?



Have I used WOW words?

Year 5



Have I used conjunctions?



Have I used paragraphs?



Have I used an editing slip?



Have I varied my sentences?




Have I used a thesaurus to change a word?



Have I written in the right format?

Come and show me!

Year 5



Have I used a variety of punctuation?



Have I used joined handwriting?



Have I checked my spelling using a dictionary?



Have I started my sentences in different ways?



Does my work make sense?



Have I used WOW words?

Year 5



Have I used conjunctions?



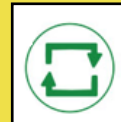
Have I used paragraphs?



Have I used an editing slip?



Have I varied my sentences?



Have I used a thesaurus to change a word?



Have I written in the right format?

Come and show me!

Year 5

Step 1 – Check it makes sense.

- Read your work quietly to yourself.
- Are there any missing words?
- Can you read the handwriting?
- Have you used the correct tense?

Step 2 – Punctuation check

- Have you used capital letters at the start of your sentences, and for proper names?
- Have you used a range of year 5/6 punctuation correctly?
- Have you used paragraphs in your writing?

Step 3 – Grammar and spelling check

- Have you stayed in the same tense?
- Have you corrected your spelling using a dictionary?
- Have you used a thesaurus/synonyms to avoid repetition?
- Have you used the Year5/6 common exception words?
- Have you used cohesive devices to link paragraphs?
- Have you created an image in the reader's minds?

Step 4 – Final improvements.

- Read through your edited work to check that work meets the learning objective.
- Does your writing flow and make sense?
- Have you used an editing slip?
- Have you used joined-up writing?
- Are you proud of your writing?
- Have you self-assessed?

Year 6



Have I used a variety of punctuation?



Have I used joined handwriting?



Have I checked my spelling using a dictionary?



Have I started my sentences in different ways?



Does my work make sense?



Have I used WOW words?

Year 6



Have I used conjunctions?



Have I used paragraphs?



Have I used an editing slip?



Have I varied my sentences?



Have I used a thesaurus to change a word?



Have I written in the right format?

Come and show me!

Year 6



Have I used a variety of punctuation?



Have I used joined handwriting?



Have I checked my spelling using a dictionary?



Have I started my sentences in different ways?



Does my work make sense?



Have I used WOW words?

Year 6



Have I used conjunctions?



Have I used paragraphs?



Have I used an editing slip?



Have I varied my sentences?



Have I used a thesaurus to change a word?



Have I written in the right format?

Come and show me!

Year 6

Step 1 – Check it makes sense.

- Read your work quietly to yourself.
- Are there any missing words?
- Can you read the handwriting?
- Have you used the correct tense?

Step 2 – Punctuation check

- Have you used capital letters at the start of your sentences, and for proper names?
- Have you used a range of year 5/6 punctuation correctly?
- Have you used paragraphs in your writing?

Step 3 – Grammar and spelling check

- Have you stayed in the same tense?
- Have you corrected your spelling using a dictionary?
- Have you used a thesaurus/synonyms to avoid repetition?
- Have you used the Year 5/6 common exception words?
- Have you used cohesive devices to link paragraphs?
- Have you created an image in the reader's minds?

Step 4 – Final improvements.

- Read through your edited work to check that work meets the learning objective.
- Does your writing flow and make sense?
- Have you used an editing slip?
- Have you used joined-up writing?
- Are you proud of your writing?
- Have you self-assessed?